



# SHRI Hospital working policy in current pandemic

(May 2020)





Humans have evolved over centuries and so does the health care systems. **We have fought many pandemics and won over many diseases like Syphilis, Tuberculosis, HIV, H1N1 etc.** This is just another war that we shall surely win. Definitely, we all know that **COVID** is different from others as it is **one of the most contagious infections mankind has seen.** We just need to adapt certain policies to handle the present scenario. Here by presenting our working policy at SHRI hospital, which will be updated dynamically.



- **Before entering triage area :**

Any person

first has to go to security – 1



every one has to do hand rub



token numbers will be issued to patients



Patient should sit in allotted chairs



- **Every one has to do hand rub before entering triage area**



- **At triage area :**

Nursing staff will call patient according  
to the token number





Fill the screening checklist /questionnaire as mentioned below

- a) Patient name
- b) Attendant name
- c) Phone number
- d) Area (address)
- e) Complaints



- Screening of patients by dedicated staff at triage area .
- Nursing staff will fill the questionnaire .



 **SAMISHTA HOSPITAL & RESEARCH INSTITUTE** 

ASSESSMENT FORM FOR ACQUIRED RESPIRATORY INFECTION

Name: \_\_\_\_\_ Age/ sex: \_\_\_\_\_ Date: \_\_\_\_\_

1) If you are have the following symptoms:


• fever,	YES or NO
• a cough,	YES or NO
• sore throat,	YES or NO
• tiredness or shortness of breath	YES or NO

2) If you are having any travel history : \_\_\_\_\_ YES or NO

- **Questionnaire form**



Fever, cough,cold ,breathing difficulty  
SP02 < 94%, if any raise of temperature




**Negative**



shift patients according  
to the consultant advice



one pass will be  
provided to the patient



**Positive**



Shift to Isolation room(C-19)



- Isolation room (C-19 ):



- Isolation room with dedicated staff (Doctor,nursing staff and ward boy) with contact and airborne precautions (head cap , goggles , face mask , gloves , shoe cover along with N95 mask)
- The room is located away from the main hospital.





- **Before main entrance :**

Security – 2 has to give clearance only if OP pass or IP pass for attendants.



patient will be shifted to



**1<sup>st</sup> floor OPD**



**2<sup>nd</sup> floor ER**

(attendants will not be allowed without IP pass and face mask)



- **OP or IP pass is mandatory to enter into hospital**



- Reception :



- There is a barrier in front of reception to maintain distance from patients/attendants



- And also social distancing is maintained at OPD waiting area





- **OP consultation room:**



- Every patient is provided with mask and glove
- No attendant is allowed into the room unless it is required
- Patient history is taken from a distance and later examination is done with precautions.



- Mask,glove,gown and head cap are mandatory for the shifting staff.



- Sample collection room (Lab) :



- Pharmacy :





## • ICU :



- Patient with any infection are admitted in negative air pressure cubicles and are separated from cardio,neuro, gastro related ICU admissions
- In case of any aerosol generating procedures ,full PPE will be used by ICU team



### • **Cleaning protocol:**

- Allow the housekeeping staff has to wear gown,glove,triple layered mask (fig-)
- Frequently touched” surfaces such as locker tops, patient call bells, over bed tables and bed rails should be cleaned at least twice daily with 7% lysol and when known or not known to be contaminated with secretions, excretions or body fluids.
- The terminal cleaning of the medical equipment used for the patient must be disinfected with 70% isopropyl alcohol
- Main doors , door handles knobs to be cleaned for every 4 hours.
- The terminal cleaning of the bed should be done with 7 % Lysol and allow to ventilate it for 30 mins.
- Isolation ward and the surroundings of the isolation ward cleaning should be done twice daily with 0.5%sodium hypochlorite solution
- The soiled linen must be soaked in hot water and detergent powder in a large drum and use a stick to stir and avoid splashing.
- Empty the drum and soak the linen in 0.1% hypochlorite solution for approx 30 minutes. Rinse with clean water and let linen dry fully in the sunlight.
- Used urinals and bedpans are also to be cleaned with hypochlorite solution.

**Thank You**



May, 2020